

## Government Degree College (A)

Tuni, East Godavari District

### SSS Analysis and Action Taken Report- 2020-21

Name of the Faculty : P.V.K.M ALEENA


Designation : Lect. in Commerce

No. of Responses : 31

S.No	Questions	No. of grade '4'	No. of grade '3'	No. of grade '2'	No. of grade '1'	No. of grade '0'	Analysis	Action Taken
1	How much of the syllabus was covered in the class?	22	9		0	0	70% of students gave positive feedback of syllabus coverage	
2	How well did the teachers prepare for the classes?	18	5	2	0	7	58% of students are satisfied with the Preparation levels	Suggested to improve the preparation levels
3	How well were the teachers able to communicate?	25	2	2	0	2	81% of the students remarked that the communication skills are up to the mark	
4	The teacher's approach to teaching can best be described as	23	6	2	0		74% of students have marked the Teacher approach as good	
5	Fairness of the internal evaluation process by the teachers.	25	3	2	0	1	80% of students have marked the valuation was done fairly	
6	Was your performance in assignments discussed with you?	24	5	2	0		77% of students have agreed that the assignments were discussed in the class	
7	The institute takes active interest in promoting internship, student exchange, field visit opportunities for students.	24	5	1	0	0	77% of students agreed only	
8	The teaching and mentoring process in your institution facilitates you in cognitive, social and emotional growth.	15	14	1	0	0	48% of students agreed	Suggested to improve the teacher mentoring process
9	The institution provides multiple opportunities to learn and grow	14	16	1	0	0	that multiple opportunities will be provided for their learning and growth	

10	Teachers inform you about your expected competencies, course outcomes and programme outcomes.	26	4	1	0	0	83% of students confirm that the POs, COs are communicated to them	
11	Your mentor does a necessary follow-up with an assigned task to you.	25	5	1	0	0	80% of students agreed that there is follow up by the teacher for any task assigned to them	
12	The teachers illustrate the concepts through examples and applications.	24	5	2	0	0	77% of students agree that concepts are explained with examples	
13	The teachers identify your strengths and encourage you with providing right level of challenges.	24	7		0	0	54% of students agreed that teacher encourages them	
14	Teachers are able to identify your weaknesses and help you to overcome them.	23	8		0	0	74% of students agreed that teacher helps them in overcoming their weakness	
15	The institution makes effort to engage students in the monitoring, review and continuous quality improvement of the teaching learning process.	13	17	1	0	0	41% of students agree with this	
16	The institute/ teachers use student centric methods, such as experiential learning, participative learning and problem solving methodologies for enhancing learning experiences.	20	5	1	1	4	64% of students are satisfied with the student centric approaches followed	
17	Teachers encourage you to participate in extracurricular activities.	15	15	1	0	0	50% of students agree with this	Suggested to motivate the students for participation in Extra Curricular Activities
18	Efforts are made by the institute/ teachers to inculcate soft skills, life skills and employability skills to make you ready for the world of work.	19	6	1	0	5	62% of students are satisfied with the efforts made by the teachers for developing their skills	

19	What percentage of teachers use ICT tools such as LCD projector, Multimedia, etc. while teaching.	17	13	1	0	0	54% of students agreed that the teacher uses ICT in teaching
20	The overall quality of teaching-learning process in your institute is very good	17	14	0	0	0	54% of students are satisfied
21	Give three observation / suggestions to improve the overall teaching – learning experience in your institution.						

  
Signature of the IQAC  
Coordinator

Dr. Anil K  
PRINCIPAL  
GOVT DEGREE COLLEGE  
TUM-533 401, E.G. Dist



# Government Degree College (A)

Tuni, East Godavari District


## SSS Analysis and Action Taken Report- 2020-21

Name of the Faculty : S. ARUNA KUMARI  
 Designation : Lect. In Mathematics  
 No. of Responses : 50

S.No	Questions	No.of grade '4'	No.of grade '3'	No.of grade '2'	No.of grade '1'	No.of grade '0'	Analysis	Action Taken
1	How much of the syllabus was covered in the class?	44	5	1	0	0	88% of students gave positive feedback of syllabus coverage	
2	How well did the teachers prepare for the classes?	38	12	0	0	0	76% of students are satisfied with the Preparation levels	
3	How well were the teachers able to communicate?	43	7	0	0	0	86% of the students remarked that the communication skills are up too the mark	
4	The teacher's approach to teaching can best be described as	40	10	0	0	0	80% of students have marked the Teacher approach as good	
5	Fairness of the internal evaluation process by the teachers.	42	7	1	0	0	84% of students have marked the valuation was done fairly	
6	Was your performance in assignments discussed with you?	43	5	2	0	0	86% of students have agreed that the assignments were disscussed in the class	<b>suggest to maintain the same</b>
7	The institute takes active interest in promoting internship, student exchange, field visit opportunities for students.	42	7	1	0	0	84% of students agreed only	
8	The teaching and mentoring process in your institution facilitates you in cognitive, social and emotional growth.	32	18		0	0	64% of students agreed	

9	The institution provides multiple opportunities to learn and grow.	33	17	0	0	66% of students agree that multiple opportunities will be provided for their learning and growth	
10	Teachers inform you about your expected competencies, course outcomes and programme outcomes.	45	4	1	0	90% of students confirm that the POs, COs are communicated to them	<b>Suggested to maintain the same</b>
11	Your mentor does a necessary follow-up with an assigned task to you.	41	9	0	0	82% of students agreed that there is follow up by the teacher for any task assigned to them	
12	The teachers illustrate the concepts through examples and applications.	45	3	2	0	90% of students agree that concepts are explained with examples	<b>Suggested to maintain the same</b>
13	The teachers identify your strengths and encourage you with providing right level of challenges.	10	9	1	0	20% of students agreed that teacher encourages them	
14	Teachers are able to identify your weaknesses and help you to overcome them.	14	4	2	0	28% of students agreed that teacher helps them in overcoming their weakness	
15	The institution makes effort to engage students in the monitoring, review and continuous quality improvement of the teaching learning process.	40	10	0	0	80% of students agree with this	
16	The institute/ teachers use student centric methods, such as experiential learning, participative learning and problem solving methodologies for enhancing learning experiences.	46	4	0	0	92% of students are satisfied with the student centric approaches followed	<b>Suggested to maintain the same</b>

17	Teachers encourage you to participate in extracurricular activities.	39	11	0	0	78% of students agree with this
18	Efforts are made by the institute/ teachers to inculcate soft skills, life skills and employability skills to make you ready for the world of work.	41	9	0	0	82% of students are satisfied with the efforts made by the teachers for developing their skills
19	What percentage of teachers use ICT tools such as LCD projector, Multimedia, etc. while teaching.	38	11	0	1	76% of students agreed that the teacher uses ICT in teaching
20	The overall quality of teaching-learning process in your institute is very good	41	9	0		82% of students are satisfied
21	Give three observation / suggestions to improve the overall teaching – learning experience in your institution.					

  
Signature of the IQAC  
Coordinator

*Ch. Anil*  
PRINCIPAL  
GOVT. DEGREE COLLEGE  
TUNI-533 401, E.G. Dist.



## Government Degree College (A)

Tuni, East Godavari District

### SSS Analysis and Action Taken Report- 2020-21


Name of the Faculty : Dr.N.SRIDHAR  
 Designation : Lect. In computer Scier  
 No. of Responses : 50

S.No	Questions	No.of grade '4'	No.of grade '3'	No.of grade '2'	No.of grade '1'	No.of grade '0'	Analysis	Action Taken
1	How much of the syllabus was covered in the class?	36	10	2	2	2	70% of students gave positive feedback of syllabus coverage	
2	How well did the teachers prepare for the classes?	30	20	0	0	2	58% of students are satisfied with the Preparation levels	Suggested to improve the preparation levels
3	How well were the teachers able to communicate?	38	11	1	1	1	73% of the students remarked that the communication skills are up too the mark	
4	The teacher's approach to teaching can best be described as	28	21	2	0	1	54% of students have marked the Teacher approach as good	Advised Teachers approach to be more friendly and suggestive
5	Fairness of the internal evaluation process by the teachers.	31	14	3	0	4	60% of students have marked the valuation was done fairly	
6	Was your performance in assignments discussed with you?	28	15	6	1	2	54% of students have agreed that the assignments were disscussed in the class	
7	The institute takes active interest in promoting internship, student exchange, field visit opportunities for students.	27	7	9	7	2	52% of students agreed only	Suggested to organise more activities promoting Internship, Field Trips
8	The teaching and mentoring process in your institution facilitates you in cognitive, social and emotional growth.	12	28	9	0	3	23% of students agreed	

9	The institution provides multiple opportunities to learn and grow.	18	26	5	1	2	35% of students agree that multiple opportunities will be provided for their learning and growth	
10	Teachers inform you about your expected competencies, course outcomes and programme outcomes.	28	15	5	1	3	54% of students confirm that the POs, COs are communicated to them	
11	Your mentor does a necessary follow-up with an assigned task to you.	27	14	6	3	2	52% of students agreed that there is follow up by the teacher for any task assigned to them	
12	The teachers illustrate the concepts through examples and applications.	39	9	1	2	1	75% of students agree that concepts are explained with examples	
13	The teachers identify your strengths and encourage you with providing right level of challenges.	28	17	3	2	2	54% of students agreed that teacher encourages them	
14	Teachers are able to identify your weaknesses and help you to overcome them.	18	26	2	2	4	35% of students agreed that teacher helps them in overcoming their weakness	
15	The institution makes effort to engage students in the monitoring, review and continuous quality improvement of the teaching learning process.	17	26	5	1	3	32% of students agree with this	Suggested to improve Continuous monitoring



16	The institute/ teachers use student centric methods, such as experiential learning, participative learning and problem solving methodologies for enhancing learning experiences.	27	12	7	3	3	80% of students are satisfied with the student centric approaches followed	
17	Teachers encourage you to participate in extracurricular activities.	26	18	2	2		50% of students agree with this	suggested to organise more Extra curricular activities
18	Efforts are made by the institute/ teachers to inculcate soft skills, life skills and employability skills to make you ready for the world of work.	32	11	3	2	4	62% of students are satisfied with the efforts made by the teachers for developing their skills	
19	What percentage of teachers use ICT tools such as LCD projector, Multimedia, etc. while teaching.	28	16	3	2	3	54% of students agreed that the teacher uses ICT in teaching	
20	The overall quality of teaching-learning process in your institute is very good	27	19	3	1	2	52% of students are satisfied	
21	Give three observation / suggestions to improve the overall teaching – learning experience in your institution.							

  
Signature of the  
IQAC Coordinator

Ch. Prilla  
PRINCIPAL  
GOVT. DEGREE COLLEGE  
TURMUR 491, E.G. Dist.

# Government Degree College (A)

Tuni, East Godavari District

## SSS Analysis and Action Taken Report- 2020-21


Name of the Faculty : K. ANANDA RAO  
 Designation : Lect. in Economics  
 No. of Responses : 24

S.No	Questions	No.of grade '4'	No.of grade '3'	No.of grade '2'	No.of grade '1'	No.of grade '0'	Analysis	Action Taken
1	How much of the syllabus was covered in the class?	20	3	1	0	0	84% of students gave positive feedback of syllabus coverage	
2	How well did the teachers prepare for the classes?	16	6	1	0	1	67% of students are satisfied with the Preparation levels	
3	How well were the teachers able to communicate?	15	5	4	0	0	62% of the students remarked that the communication skills are up too the mark	
4	The teacher's approach to teaching can best be described as	19	5	0	0	0	80% of students have marked the Teacher approach as good	
5	Fairness of the internal evaluation process by the teachers.	10	10	3	1	0	42% of students have marked the valuation was done fairly	Suggested to improve the internal evaluation process
6	Was your performance in assignments discussed with you?	15	5	2	1	1	63% of students have agreed that the assignments were discussed in the class	
7	The institute takes active interest in promoting internship, student exchange, field visit opportunities for students.	14	5	3	1	0	59% of students agreed only	Suggested to organise more activities promoting Internship, Field Trips
8	The teaching and mentoring process in your institution facilitates you in cognitive, social and emotional growth.	7	15	0	2	1	30% of students agreed	Suggested to improve the Teacher and Mentoring process

9	The institution provides multiple opportunities to learn and grow.	9	6	8	1	0	38% of students agree that multiple opportunities will be provided for their learning and growth
10	Teachers inform you about your expected competencies, course outcomes and programme outcomes.	16	7	0	1	0	67% of students confirm that the POs, COs are communicated to them
11	Your mentor does a necessary follow-up with an assigned task to you.	14	6	4	1	0	59% of students agreed that there is follow up by the teacher for any task assigned to them
12	The teachers illustrate the concepts through examples and applications.	19	4	0	0	1	80% of students agree that concepts are explained with examples
13	The teachers identify your strengths and encourage you with providing right level of challenges.	15	8	1	0	0	63% of students agreed that teacher encourages them
14	Teachers are able to identify your weaknesses and help you to overcome them.	18	3	0	1	2	75% of students agreed that teacher helps them in overcoming their weakness
15	The institution makes effort to engage students in the monitoring, review and continuous quality improvement of the teaching learning process.	10	10	0	0	0	41% of students agree with this
16	The institute/ teachers use student centric methods, such as experiential learning, participative learning and problem solving methodologies for enhancing learning experiences.	14	5	2	3	0	59% of students are satisfied with the student centric approaches followed



17	Teachers encourage you to participate in extracurricular activities.	12	7	3	0	1	50% of students agree with this	Suggested to more organise more Extra curricular activites
18	Efforts are made by the institute/ teachers to inculcate soft skills, life skills and employability skills to make you ready for the world of work.	14	3	4	2	1	59% of students are satisfied with the efforts made by the teachers for developing their skills	suggest to focus on the improvement of Life skills and Soft skills of the students
19	What percentage of teachers use ICT tools such as LCD projector, Multimedia, etc. while teaching.	11	7	1	0	5	46% of students agreed that the teacher uses ICT in teaching	Suggest to use more ICT methods in the teaching learning process
20	The overall quality of teaching-learning process in your institute is very good	13	5	5	1	0	54% of students are satisfied	
21	Give three observation / suggestions to improve the overall teaching – learning experience in your institution.							

  
 Signature of the IQAC  
 Coordinator

Ch. 22/16  
 PRINCIPAL  
 GOVT. DEGREE COLLEGE  
 TUNI-533 401, E.G. Dist.

## Government Degree College (A)

Tuni, East Godavari District

### SSS Analysis and Action Taken Report- 2020-21


Name of the Faculty : Dr.D.V.N.S.M. RAMMURTHY  
 Designation : Lect. In Chemistry  
 No. of Responses : 26


S.No	Questions	No.of grade '4'	No.of grade '3'	No.of grade '2'	No.of grade '1'	No.of grade '0'	Analysis	Action Taken
1	How much of the syllabus was covered in the class?	24	1	0	1	0	92% of students gave positive feedback of syllabus coverage	
2	How well did the teachers prepare for the classes?	7	18	0	0	1	27% of students are satisfied with the Preparation levels	Suggested to improve the preparation levels
3	How well were the teachers able to communicate?	16	6	3	1	0	62% of the students remarked that the communication skills are up to the mark	
4	The teacher's approach to teaching can best be described as	9	16	1	0	0	35% of students have marked the Teacher approach as good	Suggested that the Teachers approach has to be more friendly
5	Fairness of the internal evaluation process by the teachers.	15	8	1	1	1	58% of students have marked the valuation was done fairly	
6	Was your performance in assignments discussed with you?	13	11	1	1	0	50% of students have agreed that the assignments were discussed in the class	
7	The institute takes active interest in promoting internship, student exchange, field visit opportunities for students.	14	6	6	0	0	54% of students agreed only	Suggested to promote more activities relating to Internship, Field Trips
8	The teaching and mentoring process in your institution facilitates you in cognitive, social and emotional growth.	5	20		0	1	20% of students agreed	Suggested to improve the Teacher and Mentoring process

9	The institution provides multiple opportunities to learn and grow.	7	15	2	1	1	27% of students agree that multiple opportunities will be provided for their learning and growth	
10	Teachers inform you about your expected competencies, course outcomes and programme outcomes.	20	2	2	2	0	88% of students confirm that the POs, COs are communicated to them	
11	Your mentor does a necessary follow-up with an assigned task to you.	14	10	2	0	0	54% of students agreed that there is follow up by the teacher for any task assigned to them	
12	The teachers illustrate the concepts through examples and applications.	10	12	3	1	0	39% of students agree that concepts are explained with examples	Suggested to illustrate more examples and applications
13	The teachers identify your strengths and encourage you with providing right level of challenges	9	15	2	0	0	34% of students agreed that teacher encourages them	
14	Teachers are able to identify your weaknesses and help you to overcome them.	8	14	3	1	0	agreed that teacher helps them in overcoming their weakness	
15	The institution makes effort to engage students in the monitoring, review and continuous quality improvement of the teaching learning process.	15	10	1	0	0	58% of students agree with this	
16	The institute/ teachers use student centric methods, such as experiential learning, participative learning and problem solving methodologies for enhancing learning experiences.	8	14	2	1	1	31% of students are satisfied with the student centric approaches followed	
17	Teachers encourage you to participate in extracurricular activities.	12	12	1	1	0	46% of students agree with this	Suggested to organised more Extra curricular activites



18	Efforts are made by the institute/ teachers to inculcate soft skills, life skills and employability skills to make you ready for the world of work.	17	7	0	2	0	65% of students are satisfied with the efforts made by the teachers for developing their skills
19	What percentage of teachers use ICT tools such as LCD projector, Multimedia, etc. while teaching	11	2	2	1	0	42% of students agreed that the teacher uses ICT in teaching
20	The overall quality of teaching-learning process in your institute is very good	10	15	1	0	0	38% of students are satisfied
21	Give three observation / suggestions to improve the overall teaching - learning experience in your institution						

  
Signature of the IQAC  
Coordinator

  
PRINCIPAL  
PRINCIPAL  
GOVT. DEGREE COLLEGE  
TUNI-533 401, E.G. Dist.

# Government Degree College (A)

Tuni, East Godavari District

## SSS Analysis and Action Taken Report- 2020-21

Name of the Faculty : V . JAYA MADHU  
 Designation : Lect. Inn Mathematics  
 No. of Responses : 16

S.No	Questions	No.of grade '4'	No.of grade '3'	No.of grade '2'	No.of grade '1'	No.of grade '0'	Analysis	Action Taken
1	How much of the syllabus was covered in the class?	16	0	0	0	0	100% of students gave positive feedback of syllabus coverage	
2	How well did the teachers prepare for the classes?	14	2	0	0	0	88% of students are satisfied with the Preparation levels	
3	How well were the teachers able to communicate?	16	0	0	0	0	100% of the students remarked that the communication skills are up too the mark	Suggested to maintain the same
4	The teacher's approach to teaching can best be described as	15	1	0	0	0	94% of students have marked the Teacher approach as good	
5	Fairness of the internal evaluation process by the teachers.	15	1	0	0	0	94% of students have marked the valuation was done fairly	
6	Was your performance in assignments discussed with you?	15	0	1	0	0	94% of students have agreed that the assignments were discussed in the class	
7	The institute takes active interest in promoting internship, student exchange, field visit opportunities for students.	12	4	0	0	0	75% of students agreed only	Suggested to adopt more activities promoting Internship, Field Trips
8	The teaching and mentoring process in your institution facilitates you in cognitive, social and emotional growth.	12	4	0	0	0	75% of students agreed	

9	The institution provides multiple opportunities to learn and grow.	11	5	0	0	0	69% of students agree that multiple opportunities will be provided for their learning and growth	
10	Teachers inform you about your expected competencies, course outcomes and programme outcomes.	15	1	0	0	0	94% of students confirm that the POs, COs are communicated to them	Suggested to maintain the same
11	Your mentor does a necessary follow-up with an assigned task to you.	13	3	0	0	0	82% of students agreed that there is follow up by the teacher for any task assigned to them	
12	The teachers illustrate the concepts through examples and applications.	15	1	1	0	0	94% of students agree that concepts are explained with examples	
13	The teachers identify your strengths and encourage you with providing right level of challenges.	14	2	0	0	0	88% of students agreed that teacher encourages them	
14	Teachers are able to identify your weaknesses and help you to overcome them.	14	2	0	0	0	88% of students agreed that teacher helps them in overcoming their weakness	
15	The institution makes effort to engage students in the monitoring, review and continuous quality improvement of the teaching learning process.	14	2	0	0	0	88% of students agree with this	
16	The institute/ teachers use student centric methods, such as experiential learning, participative learning and problem solving methodologies for enhancing learning experiences.	15	1	0	0	0	94% of students are satisfied with the student centric approaches followed	



17	Teachers encourage you to participate in extracurricular activities.	12	3	1	0	0	75% of students agree with this	Suggested to organise more Extra curricular activities
18	Efforts are made by the institute/ teachers to inculcate soft skills, life skills and employability skills to make you ready for the world of work.	14	2	0	0	0	88% of students are satisfied with the efforts made by the teachers for developing their skills	
19	What percentage of teachers use ICT tools such as LCD projector, Multimedia, etc. while teaching.	15	1	0	0	0	94% of students agreed that the teacher uses ICT in teaching	
20	The overall quality of teaching-learning process in your institute is very good	13	3	0	0	0	82% of students are satisfied	
21	Give three observation / suggestions to improve the overall teaching – learning experience in your institution.							

  
 Signature of the IQAC  
 Coordinator

Ch - Prilla  
 PRINCIPAL  
 GOVT. DEGREE COLLEGE  
 TUNI-633 401, E.G. Dist.

**Government Degree College (A)****Tuni, East Godavari District****SSS Analysis and Action Taken Report- 2020-21**


Name of the Faculty : Y.B.M RAJU  
Designation : Lect. in Political Science  
No. of Responses : 8

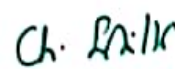
S.No	Questions	No.of grade '4'	No.of grade '3'	No.of grade '2'	No.of grade '1'	No.of grade '0'	Analysis	Action Taken
1	How much of the syllabus was covered in the class?	5	2	1	0	0	63% of students gave positive feedback of syllabus coverage	Suggested to focus on the completion of the syllabus in time
2	How well did the teachers prepare for the classes?	3	5	0	0	0	38% of students are satisfied with the Preparation levels	
3	How well were the teachers able to communicate?	7	1	0	0	0	88% of the students remarked that the communication skills are up too the mark	
4	The teacher's approach to teaching can best be described as	6	1	1	0	0	75% of students have marked the Teacher approach as good	
5	Fairness of the internal evaluation process by the teachers.	7	1	0	0	0	88% of students have marked the valuation was done fairly	
6	Was your performance in assignments discussed with you?	7	1	0	0	0	88% of students have agreed that the assignments were discussed in the class	
7	The institute takes active interest in promoting internship, student exchange, field visit opportunities for students	5	2	1	0	0	63% of students agreed only	
8	The teaching and mentoring process in your institution facilitates you in cognitive, social and emotional growth.	2	5	1	0	0	25% of students agreed	Suggested to improve the Teacher and Mentoring process

9	The institution provides multiple opportunities to learn and grow.	5	3	0	0	0	63% of students agree that multiple opportunities will be provided for their learning and growth	
10	Teachers inform you about your expected competencies, course outcomes and programme outcomes	5	3	0	0	0	63% of students confirm that the POs, COs are communicated to them	
11	Your mentor does a necessary follow-up with an assigned task to you	6	2	0	0	0	75% of students agreed that there is follow up by the teacher for any task assigned to them	
12	The teachers illustrate the concepts through examples and applications.	6	2	0	0	0	75% of students agree that concepts are explained with examples	
13	The teachers identify your strengths and encourage you with providing right level of challenges	5	2	1	0	0	63% of students agreed that teacher encourages them	
14	Teachers are able to identify your weaknesses and help you to overcome them.	5	3	0	0	0	63% of students agreed that teacher helps them in overcoming their weakness	
15	The institution makes effort to engage students in the monitoring, review and continuous quality improvement of the teaching learning process	4	4	0	0	0	50% of students agree with this	
16	The institute/ teachers use student centric methods, such as experiential learning, participative learning and problem solving methodologies for enhancing learning experiences.	6	1	1	0	0	75% of students are satisfied with the student centric approaches followed	
17	Teachers encourage you to participate in extracurricular activities.	4	4	0	0	0	50% of students agree with this	Suggested to organise more Extra curricular activities



18	Efforts are made by the institute/ teachers to inculcate soft skills, life skills and employability skills to make you ready for the world of work.	4	3	1	0	0	50% of students are satisfied with the efforts made by the teachers for developing their skills
19	What percentage of teachers use ICT tools such as LCD projector, Multimedia, etc. while teaching.	4	4	0	0	0	50% of students agreed that the teacher uses ICT in teaching
20	The overall quality of teaching-learning process in your institute is very good	3	5	0	0	0	38% of students are satisfied
21	Give three observation / suggestions to improve the overall teaching – learning experience in your institution.						

  
 Signature of the IQAC  
 Coordinator

  
 PRINCIPAL  
 GOVT. DEGREE COLLEGE  
 TUNI-533 401, E.G. Dist.

## Government Degree College (A)

Tuni, East Godavari District

### SSS Analysis and Action Taken Report- 2020-21

Name of the Faculty : N.V.SUDHKAR  
 Designation : Lect. In Chemistry  
 No. of Responses : 9

S.No	Questions	No.of grade '4'	No.of grade '3'	No.of grade '2'	No.of grade '1'	No.of grade '0'	Analysis	Action Taken
1	How much of the syllabus was covered in the class?	5	3	0	0	1	55% of students gave positive feedback of syllabus coverage	Suggested to focus on the completion of the syllabus in time
2	How well did the teachers prepare for the classes?	1	8	0	0	0	11% of students are satisfied with the Preparation levels	Suggested to improve the preparation level
3	How well were the teachers able to communicate?	4	3	2	0	0	45% of the students remarked that the communication skills are up too the mark	
4	The teacher's approach to teaching can best be described as	4	3	2	0	0	45% of students have marked the Teacher approach as good	
5	Fairness of the internal evaluation process by the teachers.	4	3	2	0	0	45% of students have marked the valuation was done fairly	Suggest to improve the internal evaluation process
6	Was your performance in assignments discussed with you?	7	0	2	0	0	78% of students have agreed that the assignments were discussed in the class	
7	The institute takes active interest in promoting internship, student exchange, field visit opportunities for students.	4	3	2	0	0	45% of students agreed only	
8	The teaching and mentoring process in your institution facilitates you in cognitive, social and emotional growth.	2	6	1	0	0	46% of students agreed	Suggested to improve the Teacher and Mentoring process

9	The institution provides multiple opportunities to learn and grow	4	4	1	0	0	45% of students agree that multiple opportunities will be provided for their learning and growth	
10	Teachers inform you about your expected competencies, course outcomes and programme outcomes.	4	0	3	1	1	45% of students confirm that the POs, COs are communicated to them	
11	Your mentor does a necessary follow-up with an assigned task to you.	4	3	1	0	1	45% of students agreed that there is follow up by the teacher for any task assigned to them	
12	The teachers illustrate the concepts through examples and applications.	5	3	0	1	0	56% of students agree that concepts are explained with examples	
13	The teachers identify your strengths and encourage you with providing right level of challenges.	3	6	0	0	0	34% of students agreed that teacher encourages them	Suggested to encourage the students by identifying their strengths
14	Teachers are able to identify your weaknesses and help you to overcome them.	3	4	1	0	1	80% of students agreed that teacher helps them in overcoming their weakness	
15	The institution makes effort to engage students in the monitoring, review and continuous quality improvement of the teaching learning process.	2	4	3	0	0	22% of students agree with this	Continuous monitoring in the quality improvement has to be improved
16	The institute/ teachers use student centric methods, such as experiential learning, participative learning and problem solving methodologies for enhancing learning experiences.	3	4	2	0	0	34% of students are satisfied with the student centric approaches followed	
17	Teachers encourage you to participate in extracurricular activities.	4	2	0	2	1	57% of students agree with this	Suggested to organise more Extra curricular activities



18	Efforts are made by the institute/ teachers to inculcate soft skills, life skills and employability skills to make you ready for the world of work	3	5	1	0	0	80% of students are satisfied with the efforts made by the teachers for developing their skills
19	What percentage of teachers use ICT tools such as LCD projector, Multimedia, etc while teaching.	4	4	1	0	0	45% of students agreed that the teacher uses ICT in teaching
20	The overall quality of teaching-learning process in your institute is very good	5	4	0	0	0	56% of students are satisfied
21	Give three observation / suggestions to improve the overall teaching – learning experience in your institution						

  
Signature of the  
IQAC Coordinator

Ch. S. S. S.  
PRINCIPAL  
GOVT. DEGREE COLLEGE  
TUNI-533 401, E.G. Dist.

# Government Degree College (A)

Tuni, East Godavari District

## SSS Analysis and Action Taken Report- 2020-21


Name of the Faculty : Dr.D.LAKSHIMI  
Designation : Lecturer in Physics  
No. of Responses : 26

S.No	Questions	No.of grade '4'	No.of grade '3'	No.of grade '2'	No.of grade '1'	No.of grade '0'	Analysis	Action Taken (Suggestions given)
1	How much of the syllabus was covered in the class?	22	2	2	0	0	80% of students gave positive feedback of syllabus coverage	
2	How well did the teachers prepare for the classes?	20	6	0	0	0	76% of students are satisfied with the Preparation levels	
3	How well were the teachers able to communicate?	22	2	2	0	0	80% of the students remarked that the communication skills are up too the mark	
4	The teacher's approach to teaching can best be described as	11	13	2	0	0	42% of students have marked the Teacher approach as good	Advised to be more friendly and suggestive
5	Fairness of the internal evaluation process by the teachers.	22	2	2	0	0	80% of students have marked the valuation was done fairly	
6	Was your performance in assignments discussed with you?	22	3	1	0	0	80% of students have agreed that the assignments were discussed in the class	
7	The institute takes active interest in promoting internship, student exchange, field visit opportunities for students.	15	3	7	1	0	57% of students agreed only	Suggested to organsie more activities promoting Internship, Field Trips

8	The teaching and mentoring process in your institution facilitates you in cognitive, social and emotional growth.	12	11	1	2	46% of students agreed	Advised to improve the Teacher and Mentoring process
9	The institution provides multiple opportunities to learn and grow.	17	6	1	2	65% of students agree that multiple opportunities will be provided for their learning and growth	
10	Teachers inform you about your expected competencies, course outcomes and programme outcomes.	21	4	1	0	80% of students confirm that the POs, COs are communicated to them	
11	Your mentor does a necessary follow-up with an assigned task to you.	22	4	0	0	80% of students agreed that there is follow up by the teacher for any task assigned to them	
12	The teachers illustrate the concepts through examples and applications.	24	1	1	0	92% of students agree that concepts are explained with examples	
13	The teachers identify your strengths and encourage you with providing right level of challenges.	22	3	0	0	80% of students agreed that teacher encourages them	
14	Teachers are able to identify your weaknesses and help you to overcome them.	22	1	2	1	80% of students agreed that teacher helps them in overcoming their weakness	
15	The institution makes effort to engage students in the monitoring, review and continuous quality improvement of the teaching learning process.	15	9	2	0	57% of students agree with this	



16	The institute/ teachers use student centric methods, such as experiential learning, participative learning and problem solving methodologies for enhancing learning experiences.	20	6	0	0	0	80% of students are satisfied with the student centric approaches followed	
17	Teachers encourage you to participate in extracurricular activities.	15	10	1	0	0	57% of students agree with this	Suggested to organsied more Extra curricular activites
18	Efforts are made by the institute/ teachers to inculcate soft skills, life skills and employability skills to make you ready for the world of work.	21	2	3	0	0	80% of students are satisfied with the efforts made by the teachers for developing their skills	
19	What percentage of teachers use ICT tools such as LCD projector, Multimedia, etc. while teaching.	22	4		0	0	80% of students agreed that the teacher uses ICT in teaching	
20	The overall quality of teaching-learning process in your institute is very good	20	5	1	0	0	80% of students are satisfied	
21	Give three observation / suggestions to improve the overall teaching - learning experience in your institution.						Nil	

  
Signature of the  
IQAC Coordinator

Ch. R. R.  
PRINCIPAL  
GOVT. DEGREE COLLEGE  
TUNI-533 401, E.G. Dist.

## Government Degree College (A)

Tuni, East Godavari District

### SSS Analysis and Action Taken Report- 2020-21


Name of the Faculty : G.GOVINDU  
 Designation : Lect.In Chemistry  
 No. of Responses : 13


S.No	Questions	No.of grade '4'	No.of grade '3'	No.of grade '2'	No.of grade '1'	No.of grade '0'	Analysis	Action Taken
1	How much of the syllabus was covered in the class?	10	3	0	0	0	76% of students gave positive feedback of syllabus coverage	Suggested to complete the syllabus in time
2	How well did the teachers prepare for the classes?	9	3	0	1	0	69% of students are satisfied with the Preparation levels	
3	How well were the teachers able to communicate?	10	2	1	0	0	76% of the students remarked that the communication skills are up too the mark	
4	The teacher's approach to teaching can best be described as	7	5	0	1	0	53% of students have marked the Teacher approach as good	Advised to be more friendly and suggestive
5	Fairness of the internal evaluation process by the teachers.	8	4	1	0	0	61% of students have marked the valuation was done fairly	
6	Was your performance in assignments discussed with you?	11	1	1	0	0	agreed that the assignments were discussed in the class	
7	The institute takes active interest in promoting internship, student exchange, field visit opportunities for students	9	3	1	0	0	69% of students agreed only	Suggested to organsie more activities promoting Internship, Field Trips
8	The teaching and mentoring process in your institution facilitates you in cognitive, social and emotional growth.	7	3	3	0	0	54% of students agreed	Suggested to improve theTeacher and Mentoring process
9	The institution provides multiple opportunities to learn and grow.	7	4	2	0	0	65% of studens agree that multiple oppurtunities will be provided for their learning and growth	

10	Teachers inform you about your expected competencies, course outcomes and programme outcomes.	11	1	1	0	0	84% of students confirm that the POs, COs are communicated to them	
11	Your mentor does a necessary follow-up with an assigned task to you.	10	2	1	0	0	agred that there is follow up by the teacher for any task assigned to them	
12	The teachers illustrate the concepts through examples and applications.	8	2	2	1	0	61% of students agree that concepts are explained with examples	
13	The teachers identify your strengths and encourage you with providing right level of challenges.	9	1	3	0	0	69% of students agreed that teacher encourages them	
14	Teachers are able to identify your weaknesses and help you to overcome them.	10	2	0	1	0	76% of students agreed that teacher helps them in overcoming their weakness	
15	The institution makes effort to engage students in the monitoring, review and continuous quality improvement of the teaching learning process.	8	2	2	1	0	57% of studens agree with this	
16	The institute/ teachers use student centric methods, such as experiential learning, participative learning and problem solving methodologies for enhancing learning experiences.	11	2	0	0	0	80% of students are satisfied with the student centric approaches followed	
17	Teachers encourage you to participate in extracurricular activities.	10	2	0	1	0	77% of studens agree with this	Suggested to organsied more Extra curricular activites



18	Efforts are made by the institute/ teachers to inculcate soft skills, life skills and employability skills to make you ready for the world of work.	11	2	0	0	0	84% of students are satisfied with the efforts made by the teachers for developing their skills
19	What percentage of teachers use ICT tools such as LCD projector, Multimedia, etc. while teaching	9	2	1	1	0	69% of students agreed that the teacher uses ICT in teaching
20	The overall quality of teaching-learning process in your institute is very good	8	3	2	0	0	62% of students are satisfied
21	Give three observation / suggestions to improve the overall teaching – learning experience in your institution.						

  
 Signature of the IQAC  
 Coordinator

  
**PRINCIPAL**  
**GOVT. DEGREE COLLEGE**  
**TUNI-533 401, E.G. Dist.**

## Government Degree College (A)

Tuni, East Godavari District

### SSS Analysis and Action Taken Report- 2020-21

Name of the Faculty : P.V.GANESH  
 Designation : Lect.In Commerce  
 No. of Responses : 10


S.No	Questions	No.of grade '4'	No.of grade '3'	No.of grade '2'	No.of grade '1'	No.of grade '0'	Analysis	Action Taken
1	How much of the syllabus was covered in the class?	7	2	0	1	0	70% of students gave positive feedback of syllabus coverage	
2	How well did the teachers prepare for the classes?	5	4	1	0	0	50% of students are satisfied with the Preparation levels	Suggested to improve the preparation level
3	How well were the teachers able to communicate?	7	1	2	0	0	70% of the students remarked that the communication skills are up too the mark	
4	The teacher's approach to teaching can best be described as	5	3	2	0	0	50% of students have marked the Teacher approach as good	Advised to be more friendly and suggestive
5	Fairness of the internal evaluation process by the teachers	6	4	0	0	0	60% of students have marked the valuation was done fairly	
6	Was your performance in assignments discussed with you?	5	3	2	0	0	50% of students have agreed that the assignments were disscussed in the class	
7	The institute takes active interest in promoting internship, student exchange, field visit opportunities for students.	7	2	1	0	0	57% of students agreed only	Suggested to organise more activities promoting Internship, Field Trips
8	The teaching and mentoring process in your institution facilitates you in cognitive, social and emotional growth.	6	3	1	0	0	60% of students agreed	Advised to improve the Teacher and Mentoring process
9	The institution provides multiple oppourtunities to learn and grow.	6	3	0	1	0	65% of studens agree that multiple oppurtunities will be provided for their learning and growth	

10	Teachers inform you about your expected competencies, course outcomes and programme outcomes.	7	3	0	0	0	70% of students confirm that the POs, COs are communicated to them
11	Your mentor does a necessary follow-up with an assigned task to you.	6	3	1	0	0	80% of students agreed that there is follow up by the teacher for any task assigned to them
12	The teachers illustrate the concepts through examples and applications	7	3	0	0	0	70% of students agree that concepts are explained with examples
13	The teachers identify your strengths and encourage you with providing right level of challenges.	5	4	1	0	0	50% of students agreed that teacher encourages them
14	Teachers are able to identify your weaknesses and help you to overcome them.	6	3	1	0	0	60% of students agreed that teacher helps them in overcoming their weakness
15	The institution makes effort to engage students in the monitoring, review and continuous quality improvement of the teaching learning process	6	2	2	0	0	60% of students agree with this
16	The institute/ teachers use student centric methods, such as experiential learning, participative learning and problem solving methodologies for enhancing learning experiences.	6	3	1	0	0	60% of students are satisfied with the student centric approaches followed
17	Teachers encourage you to participate in extracurricular activities	6	3	1	0	0	60% of students agree with this
18	Efforts are made by the institute/ teachers to inculcate soft skills, life skills and employability skills to make you ready for the world of work.	6	3	0	1		60% of students are satisfied with the efforts made by the teachers for developing their skills



19	What percentage of teachers use ICT tools such as LCD projector, Multimedia, etc. while teaching.	6	3	1	0	0	60% of students agreed that the teacher uses ICT in teaching
20	The overall quality of teaching-learning process in your institute is very good	5	5	0	0	0	50% of students are satisfied
21	Give three observation / suggestions to improve the overall teaching – learning experience in your institution.						

  
 Signature of the IQAC  
 Coordinator

  
 PRINCIPAL  
 GOVT. DEGREE COLLEGE  
 TUNI-633 401, E.G. Dist.

# Government Degree College (A)

Tuni, East Godavari District

## SSS Analysis and Action Taken Report- 2020-21

Name of the Faculty : M.SUDHADHAR  
 Designation : Lecturer In Physics  
 No. of Responses : 5

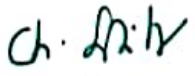
S.No	Questions	No. of grade '4'	No. of grade '3'	No. of grade '2'	No. of grade '1'	No. of grade '0'	Analysis	Action Taken
1	How much of the syllabus was covered in the class?	5	0	0	0	0	gave positive feedback of syllabus coverage	
2	How well did the teachers prepare for the classes?	3	2	0	0	0	60% of students are satisfied with the Preparation levels	
3	How well were the teachers able to communicate?	3	1	0	0	1	60% of the students remarked that the communication skills are up too the mark	
4	The teacher's approach to teaching can best be described as	2	2	1	0	0	40% of students have marked the Teacher approach as good	Advised to be more friendly and suggestive
5	Fairness of the internal evaluation process by the teachers.	2	2	1	0	0	40% of students have marked the valuation was done fairly	
6	Was your performance in assignments discussed with you?	4	1	0	0	0	agreed that the assignments were discussed in the class	
7	The institute takes active interest in promoting internship, student exchange, field visit opportunities for students.	1	2	2	0	0	20% of students agreed only	Suggested to organise more activities promoting Internship, Field Trips
8	The teaching and mentoring process in your institution facilitates you in cognitive, social and emotional growth.	1	4	0	0	0	46% of students agreed	Advised to concentrate on the Teacher and Mentoring process
9	The institution provides multiple opportunities to learn and grow.	1	4	0	0	0	20% of studens agree that multiple oppurtunities will be provided for their learning and growth	

10	Teachers inform you about your expected competencies, course outcomes and programme outcomes.	1	3	0	1	0	20% of students confirm that the POs, COs are communicated to them	
11	Your mentor does a necessary follow-up with an assigned task to you.	1	4	0	0	0	agreed that there is follow up by the teacher for any task assigned to them	
12	The teachers illustrate the concepts through examples and applications.	3	2	0	0	0	60% of students agree that concepts are explained with examples	
13	The teachers identify your strengths and encourage you with providing right level of challenges.	2	3	0	0	0	80% of students agreed that teacher encourages them	
14	Teachers are able to identify your weaknesses and help you to overcome them.	2	1	2	0	0	agreed that teacher helps them in overcoming their weakness	
15	The institution makes effort to engage students in the monitoring, review and continuous quality improvement of the teaching learning process.	1	3	1	0	0	20% of students agree with this	
16	The institute/ teachers use student centric methods, such as experiential learning, participative learning and problem solving methodologies for enhancing learning experiences.	2	3	0	0	0	80% of students are satisfied with the student centric approaches followed	
17	Teachers encourage you to participate in extracurricular activities.	2	2	1	0	0	40% of students agree with this	Suggested to organise more Extra curricular activities
18	Efforts are made by the institute/ teachers to inculcate soft skills, life skills and employability skills to make you ready for the world of work.	2	2	0	1	0	80% of students are satisfied with the efforts made by the teachers for developing their skills	



19	What percentage of teachers use ICT tools such as LCD projector, Multimedia, etc. while teaching	4	1	0	0	0	80% of students agreed that the teacher uses ICT in teaching
20	The overall quality of teaching-learning process in your institute is very good	3	1	1	0	0	60% of students are satisfied
21	Give three observation / suggestions to improve the overall teaching - learning experience in your institution.						

  
 Signature of the IQAC  
 Coordinator

  
**PRINCIPAL**  
**GOVT. DEGREE COLLEGE**  
**TUNI-533 401, E.G. Dist.**